



WINNERS MOLONGLO CATCHMENT EXHIBITION



Back Row: **Pam Padovan, Neil Sloan, Paul Gear (Amanda's husband).**
 Middle Row: **Sandra House, Margaret Carr, Louise Emmett, Robyn Woodward, Mark Redzic and Rosanna Burston.** Front Row: **Diane Alder, Dee Hogan, Anne Sawkins, Therese Dowling and Erry Lewis.**



**OVERALL WINNER
Neil Sloan**



Diane Alder



Diane Alder



Diane Alder



Kate Bohlscheid



Rosanna Burston



Margaret Carr



Margaret Carr



Margaret Carr



Adrienne Conway



Margaret Carr



Barry Cranston



Beverley Dougall



Margaret Carr



Louise Emmett



Amanda Edwards-Denman



Amanda Edwards-Denman



Amanda Edwards-Denman



Val Fearnley



Jean Helmers



Amanda Gear



Karen Hall



Amanda Gear



Lisa Gaston



Karen Hall




Jean Helmers



Dee Hogan



Jean Helmers



Dee Hogan



Sandra House



Sandra House



Dawn Wilson



Pamela Kowald



Sandra House



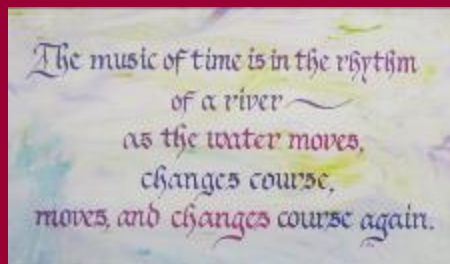
Pamela Kowald



Erry Lewis



Erry Lewis




Merran Huter



Lesley Loxton



Christine Marshall



Christine Marshall



Craig McArthur



Oliver McCauley



Siva Nathan



Siva Nathan



Steve Pearce



Belinda Ingram



Pam Padovan




Belinda Ingram



Isla Patterson



Anne Sawkins



Jenny Sheppard



Jenny Sheppard



Maxine Sumner



Judy Barber



QAS MEMBERS' PROFILE

THE committee would like to thank **Leisa Fox** for hanging his Exhibition. Excellent comments have come from the Members' Profiles. Interested **QAS** members please contact the Secretary.

10th Queanbeyan Art Society Charity Art Show

23rd September to Monday 2nd October 2017

Supporting: **Motor Neurone Disease**

Open to all artists



(a week over Floriade, City Walk, Canberra)
(works in Saturday 23th Sep, on site)

Artists please start painting!

QAS 2017 CALENDAR OF EVENTS

Sunday	2nd July	Queanbeyan-Palerang Regional Council	Multicultural Exhibition	Members Competition/Exhibition (works in Sat 24 th Jun)
Sunday	6th August	50th Anniversary Exhibition & Celebration	(Exhibition hangs for 2 months)	Members Competition/Exhibition (works in Sat 29 th Jul)
Saturday	23rd September to Monday 2nd October 2017	Queanbeyan Art Society Charity Art Show	Open to all artists (a week over Floriade City Walk, Canberra) (works in Sat 23th Sep, on site)	
Sunday	8th October	Members & Gallery Painters	Competition/Exhibition (works in 30th Sep)	
Sunday	5th November	Greinke/Ballis Drawing-Portrait-Miniatures	Open to all artists (works in Sat 28 th Oct)	
Sunday	3rd December	Christmas Exhibition	(Exhibition hangs for 2 months)	Members Competition/Exhibition (works in Sat 25th Nov)
		Christmas Party.		

7

Erry Lewis Acrylic \$300

Amanda McLean Pastel \$1,300

Nyree Mason Pastel \$375

Siva Nathan Acrylic \$600

Siva Nathan Acrylic \$400

Sheryl Miller Ink \$285

Siva Nathan Acrylic \$600

8

Siva Nathan Oil \$800

Mark Redzic Oil \$300

Vivien Pinder Mixed \$295

Margaret Piper Mixed \$150

Isla Patterson Watercolour \$240

Vivien Pinder Mixed \$280

9

Margaret Piper Mixed \$100

Sukhvinder Mixed \$350

Nina Poulton Watercolour \$375

Margaret Piper Mixed \$100

Sukhvinder Saggu Oil \$420

Anne Sawkins Monoprint \$60

Andrew Smith Acrylic \$475

Anne Sawkins \$100

SOLD

Maxine Sumner Watercolour \$185

Anne Sawkins Lino Cut \$60

10

Eric Strachan Pastel \$430

Maxine Sumner Watercolour \$220

Arlene Williams Oil \$490

Ros Woodward Oil \$210



MEMBERS' PROFILE

THE committee would like to thank **Margo Piefke (Mixed)** for hanging her Exhibition. Only good comments have come from the Members' Profiles. Members interested please contact the committee.

Inside Story Headline



Caption describing picture or graphic.

This story can fit 150-200 words.

One benefit of using your newsletter as a promotional tool is that you can reuse content from other marketing materials, such as press releases, market studies, and reports.

While your main goal of distributing a newsletter might be to sell your product or service, the key to a successful newsletter is making it useful to your readers.

A great way to add useful content to your newsletter is to develop and write your own articles, or include a calendar of upcoming events or a special offer that promotes a new product.

You can also research articles or find "filler" articles by accessing the World Wide Web. You can write about a variety of topics but try to keep your articles short.

Much of the content you put in your newsletter can also be used for your Web site. Microsoft Publisher offers a simple way to convert your newsletter to a Web

This story can fit 150-200 words.

One benefit of using your newsletter as a promotional tool is that you can reuse content from other marketing materials, such as press releases, market studies, and reports.

"To catch the reader's attention, place an interesting sentence or quote from the story here."

Inside Story Headline

This story can fit 100-150 words.

The subject matter that appears in newsletters is virtually endless. You can include stories that focus on current technologies or innovations in your field.

You may also want to note business or economic trends, or make predictions for your customers or clients.

If the newsletter is distributed

This story can fit 100-150 words.

The subject matter that appears in newsletters is virtually endless. You can include stories that focus on current technologies or innovations in your field.

You may also want to note business or economic trends, or make predictions for your customers or clients.

If the newsletter is distributed

internally, you might comment upon new procedures or improvements to the business. Sales figures or earnings will show how your business is growing.

Some newsletters include a column that is updated every issue, for instance, an advice column, a book review, a letter from the president, or an editorial. You can also profile new employees or top customers or vendors.

Inside Story Headline

This story can fit 75-125 words.

Selecting pictures or graphics is an important part of adding content to your newsletter.

Think about your article and ask yourself if the picture supports or enhances the message you're trying to convey. Avoid selecting images that appear to be out of context.

Microsoft Publisher includes thou-

This story can fit 75-125 words.

Selecting pictures or graphics is an important part of adding content to your newsletter.

Think about your article and ask yourself if the picture supports or enhances the message you're trying to convey. Avoid selecting images that appear to be out of context.

Microsoft Publisher includes thou-

sands of clip art images from which you can choose and import into your newsletter. There are also several tools you can use to draw shapes and symbols.

Once you have chosen an image, place it close to the article. Be



Caption describing picture or graphic.